

vAccess

VNF-Based Ethernet to TDM Conversion

RAD's vAccess is a set of software components (VNFs) that operates along with RAD pluggable devices and complements support RAD vCPE toolbox deployments. vAccess is incorporated in RAD expertise VNF form factor. It is comprised of a hardware component (RAD's MiRIC-ML) and a Virtual Network Function (vAccess-VNF) that runs on any white box platform.

vAccess covers three major areas:

- Adds data-plane functionalities
- Controls and manages RAD pluggable devices
- Introduces Service Assurance capabilities

MARKET SEGMENTS AND APPLICATIONS

Attached to a user packet network from one side and to multiple TDM interfaces (E1/T1 or E3/T3) on the WAN side, vAccess provides a protocol stack translation from packet-over-Ethernet to packet-over-TDM and vice versa.

TDM

The TDM port connects to any standard E1 or T1 device. E1 and T1 interfaces feature:

- G.703, G.704, framed and unframed modes
- SF and ESF framing (T1)

vAccess is transparent to all signaling protocols.

RESILIENCY

E1/E3/T1/T3 loss of signal is propagated by sending an electrical LOS signal to the 100/1000BaseFx port, and is visually indicated by the LOS LED (red) turning on. This in turn can automatically turn off the LAN link. Turning on/off the packet link is user-configurable (enabled or disabled).

TIMING AND SYNCHRONIZATION

Synchronization between TDM devices is maintained by deploying advanced clock distribution mechanisms. The clocking options are:

- Internal – the master clock source for the TDM circuit is the internal oscillator
- Loopback – the transmit clock for the TDM is derived from the E1/E3/T1/T3 port receive clock
- Adaptive – the clock for the TDM is recovered from the PSN. Clock recovery conforms to G.823 using G.8261-defined scenarios.
- Sync-E – Synchronous Ethernet timing is received via PSN and used to create a locked TDM clock. This ensures both sides of the network work with the same clock source.
- Jitter and wander of the recovered clock are maintained at levels that conform to G.823/G.824 traffic. For adaptive clock recovery, the recovered clock performance depends on the packet network characteristics.

MANAGEMENT AND SECURITY

vAccess offers a comprehensive management suite including CLI, Syslog, and alarms.

Security features include SNMPv3, SSH, SFTP, Access Control, RADIUS (client authentication), and TACACS+.

MiRIC-ML can be managed using vAccess-VNF CLI.

To facilitate integration of a new device into an IP network, if no IP address has been manually configured, MiRIC-ML automatically requests one from the DHCP server upon booting.

Management traffic can run over a dedicated VLAN.

Application software can be downloaded to vAccess-VNF using:

- Activation of the SFTP server application
- Downloading the image file from the PC to the white box hypervisor
- Installing the image as the active software

Application software can be downloaded to MiRIC-ML via:

- SFP-CA.2 unit, using YMODEM protocol
- VNF terminal



ARCHITECTURE

vAccess consists of a white box running vAccess-VNF and MiRIC-ML SFPs plugged into the white box. The MiRIC-ML SFPs implement the physical E1/T1/E3/T3 interfaces.

Specifications

WHITE BOX REQUIREMENTS

The white box should have the following resources necessary to run the vAccess-VNF:

- 1 GB RAM
- 6 virtual network interface cards (vNIC)
- 2 GB hard disk space
- 1 virtual CPU (vCPU)

CAPACITY

Maximum four PPP sessions when MLPPP is supported

E1 INTERFACE

Number of Ports

1

Compliance

G.703, G.704, G.823, G.775

Data Rate

2.048 Mbps

Line Code

HDB3, AMI

Jitter and Wander Performance

Per ITU-T G.823

Framing

Framed, unframed

Line Impedance

120Ω, balanced

Cable Type

UTP CAT-5

Cable Length

Up to 2500m (8202 ft) max, over 22 AWG wire

Connector

RJ-45

T1 INTERFACE

Number of Ports

1

Compliance

G.824, T1.403, G.703, G.823, T1-231, AT&T TR-62411, G.775

Data Rate

1.544 Mbps

Line Code

B8ZS, AMI

Jitter and Wander Performance

Per AT&T TR-62411, ITU-T G.823, ITU-T G.824

Framing

Framed (ESF, D4), unframed

Line Impedance

100Ω, balanced

Cable Type

UTP CAT-5

Cable Length

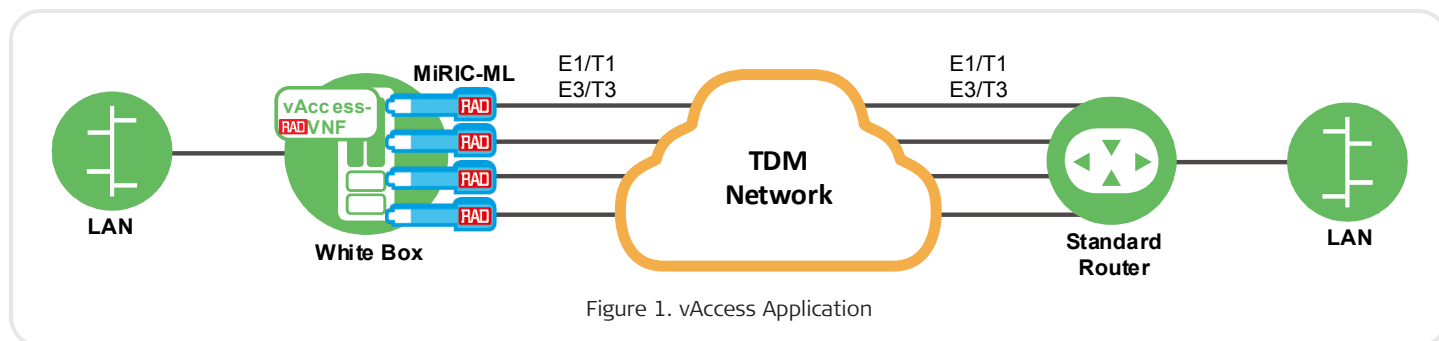
Up to 1829m (6000 ft) max, over 22 AWG wire

Connector

RJ-45

Applications

Based on the generic vAccess-VNF, this converter is suitable for any Ethernet to TDM conversion scenario.



E3 INTERFACE

Number of Ports

1

Compliance

ITU-T Rec. G.703, G.751, G. 775, G.823, G.832

Data Rate

34,368 Mbps

Line Code

HDB3

Framing

Framed (G.832, G.751), unframed

Line Impedance

75Ω, unbalanced

Transmit Clock

Receive, internal, adaptive

Jitter and Wander Performance

Per ITU-T G.823

Cable Length

Up to 275m (900 ft)

Connector

DIN 1.0/2.3

T3 INTERFACE

Number of Ports

1

Compliance

GR-499-CORE, T1.107, T1.404, G.703, G.704, G.775, G.824

Framing

C-bit, M23, unframed

Data Rate

44.736 Mbps

Line Code

B3ZS, AMI

Line Impedance

75Ω, unbalanced

Transmit Clock

Receive, internal, adaptive

Jitter and Wander Performance

Per ITU-T G.823, G.824

Cable Length

Up to 275m (900 ft)

Connector

DIN 1.0/2.3

ETHERNET INTERFACE

Type

100/1000BaseFx

Compliance

IEEE 802.3

Edge Connector

SFP-based, MSA-compliant

MANAGEMENT

Management Capabilities

SSH over MGT interface

PAP and CHAP authentication to peer

TACACS+ authentication, authorization and accounting

DIAGNOSTICS

Ping (send and reply) on both LAN and TDM interfaces

Diagnostic loops to the TDM interface(s)

Syslog

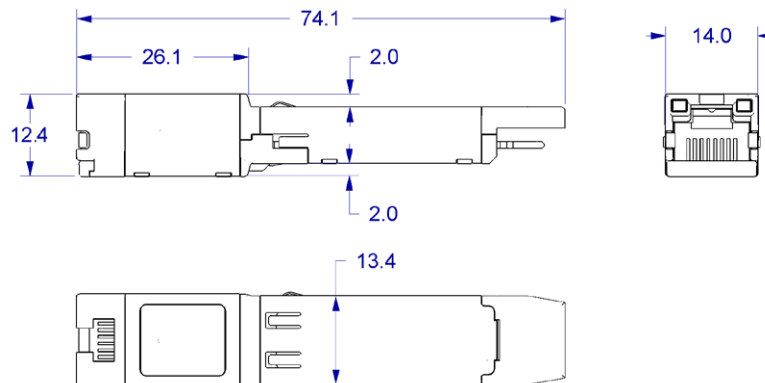


Figure 2. MiRIC-ML E1/T1 Physical Dimensions

vAccess

VNF-Based Ethernet to TDM Conversion

GENERAL

Indicators

LINK (green) – Ethernet link status

LOS (red) – E1/T1 signal status

Physical

MiRIC-ML E1/T1

Height: 12.4 mm (0.49 in)

Width: 14.0 mm (0.55 in)

Depth: 74.1 mm (2.91 in)

Weight: 30.0 g (1.0 oz)

MiRIC-ML E3/T3

Height: 12.4 mm (0.48 in)

Width: 14.0 mm (0.55 in)

Depth: 79 mm (3.1 in)

Weight: 30.0g (1.0 oz)

Power Supply

MiRIC-ML E1/T1

3.3V, up to 410 mA

MiRIC-ML E3/T3

3.3V, up to 400 mA

Power Consumption

MiRIC-ML E1/T1 - 1.35W

MiRIC-ML E3/T3 - 1.55W

Environment

Temperature:

Ambient: -40 to 60°C (-40 to 140°F)

Case: -40 to 75°C (-40 to 167°F)

Humidity: Up to 90%, non-condensing

Ordering

RECOMMENDED CONFIGURATIONS

Hardware:

MiRIC-ML/E1

MiRIC-ML/T1

MiRIC-ML/E3

MiRIC-ML/T3

Software:

vAccess-VNF

Carrier-grade PPP and MLPPP driver for MiRIC-ML

SPECIAL CONFIGURATIONS

Please contact your local RAD partner for additional configuration options

OPTIONAL ACCESSORIES

SFP-CA.2

Configuration adapter for connecting MiRIC-ML to a PC

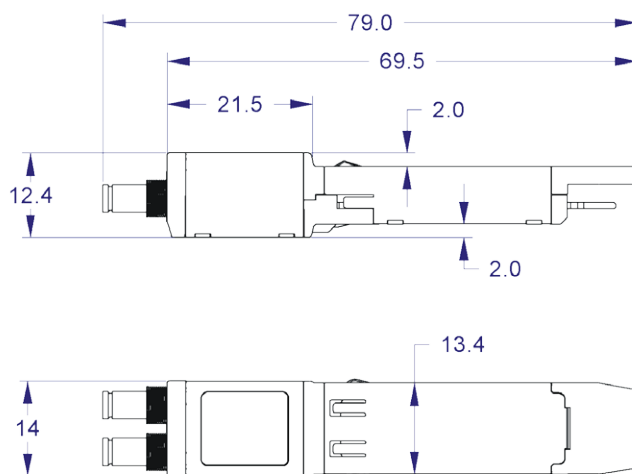


Figure 3. MiRIC-ML E3/T3 Physical Dimensions

International Headquarters

24 Raoul Wallenberg Street
Tel Aviv 69719, Israel
Tel. 972-3-6458181
Fax 972-3-6498250, 6474436
E-mail market@rad.com

North American Headquarters

900 Corporate Drive
Mahwah, NJ 07430, USA
Tel. 201-5291100
Toll free 1-800-4447234
Fax 201-5295777
E-mail market@radusa.com

www.rad.com

