


Kilomux-2100/2104

KHS.703

2-Channel G.703 Codirectional Data Module



- Two 64 kbps G.703, codirectional data channels
- Two timing modes
- Enhanced diagnostics
- Parameter settings via Management System

The KHS.703 module provides Kilomux with two 64 kbps G.703 codirectional data channels. Each channel can be either independently active or non-active.

Any channel of the KHS.703 module may be directed to any channel of another KHS.703 module at the remote site.

KHS.703 supports two receive clocking modes:

External clock

Nodal timing is locked to the receive pair timing of one of the KHS.703 channels. This locks the Kilomux timing to the external 64 kbps G.703 channel.

Internal clock

G.703 timing source is locked to the nodal timing.

Comprehensive self-test initiated upon power-on and extensive diagnostics reduce downtime to a minimum.

Separate LED indicators show loss of signal (TX LOSS) and loss of octet timing (OOS).

The physical interface is via a separate RJ-45 connector for each channel.

Channel operating rate is software selectable via the Management System.

Provides Kilomux with two 64 kbps G.703 codirectional data channels

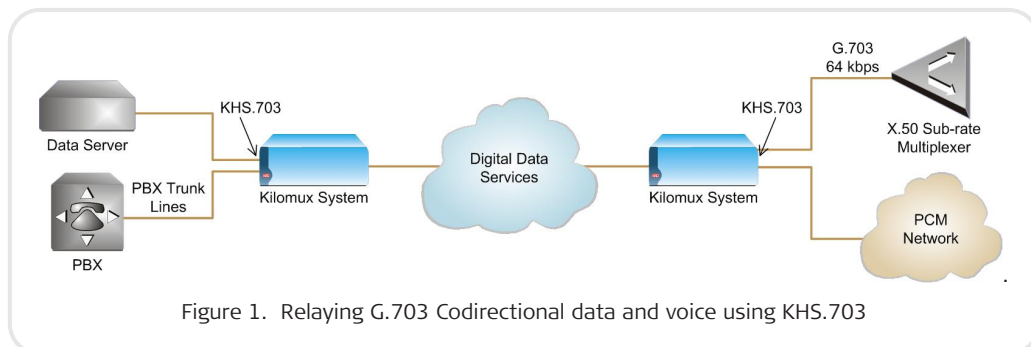


Figure 1. Relaying G.703 Codirectional data and voice using KHS.703



KHS.703

2-Channel G.703 Codirectional Data Module

Specifications

Number of Data Channels

2

Data Rate per Channel

64 kbps

Interface

Codirectional, per G.703

Connectors

RJ-45 (one for each channel)

Transmit Pair Timing (RX-OUT)

Locked to nodal timing

Diagnostics

Local loopback towards G.703 equipment

Remote loopback:

Built in BERT

Receive Pair Timing (TX-IN)

Internal: Locked to Kilomux-2100 nodal timing

External: Kilomux-2100 nodal timing is locked to the external G.703 timing source of one of the KHS.703 channels

LED Indicators

Per channel:

TX-LOSS Loss of Signal

OOS Loss of Octet Timing







Configuration

Programmable via the Management System

Ordering

KM-2100M-KHS.703

Table 1. Kilomux-2100/2104 Data Modules

	 KHS.1	 KHS.2	 KHS.U	 KHS.703	 KLS.2	 KLS.1/N
No. of Channels	2	2	1	2	4	2
Interface	V.35, RS-530, V.36/RS-449 or X.21	V.35, RS-530, V.36/RS-449 or X.21, V.24/RS-232	ISDN "U"	Codirectional, per G.703	V.24/RS-232	V.24/RS-232, Sync or Async
Connector	Two 25-pin D-type, female	Two 25-pin D-type, female	RJ-45	RJ-45	Four RJ-45 connectors	Two 25-pin D-type, female
Data Rates	32, 48, 56, 64, 128, 192, 256 or 384 kbps*	2.4 kbps to 614.4 kbps*	Per B Channel 16, 32 and 64 kbps Per D Channel 16 kbps	64 kbps	300 bps to 19.2 kbps async. (statistically multiplexed)	Group 1: 300 bps to 38.4 kbps, sync and async, Group 2: 7.2, 14.4, 28.8, 57.6 kbps, sync and async, Group 3: 8, 16, 24, 32, 48, 56, 64 kbps, sync

Note: The supported channel data rates specified in Table 1 are dependent on the main link rates employed. To view limitations please refer to Specifications in the relevant module data sheets.

International Headquarters

24 Raoul Wallenberg Street
Tel Aviv 69719, Israel
Tel. 972-3-6458181
Fax 972-3-6498250, 6474436
E-mail market@rad.com

North America Headquarters

900 Corporate Drive
Mahwah, NJ 07430, USA
Tel. 201-5291100
Toll free 1-800-4447234
Fax 201-5295777
E-mail market@radusa.com

www.rad.com



data communications

The Access Company